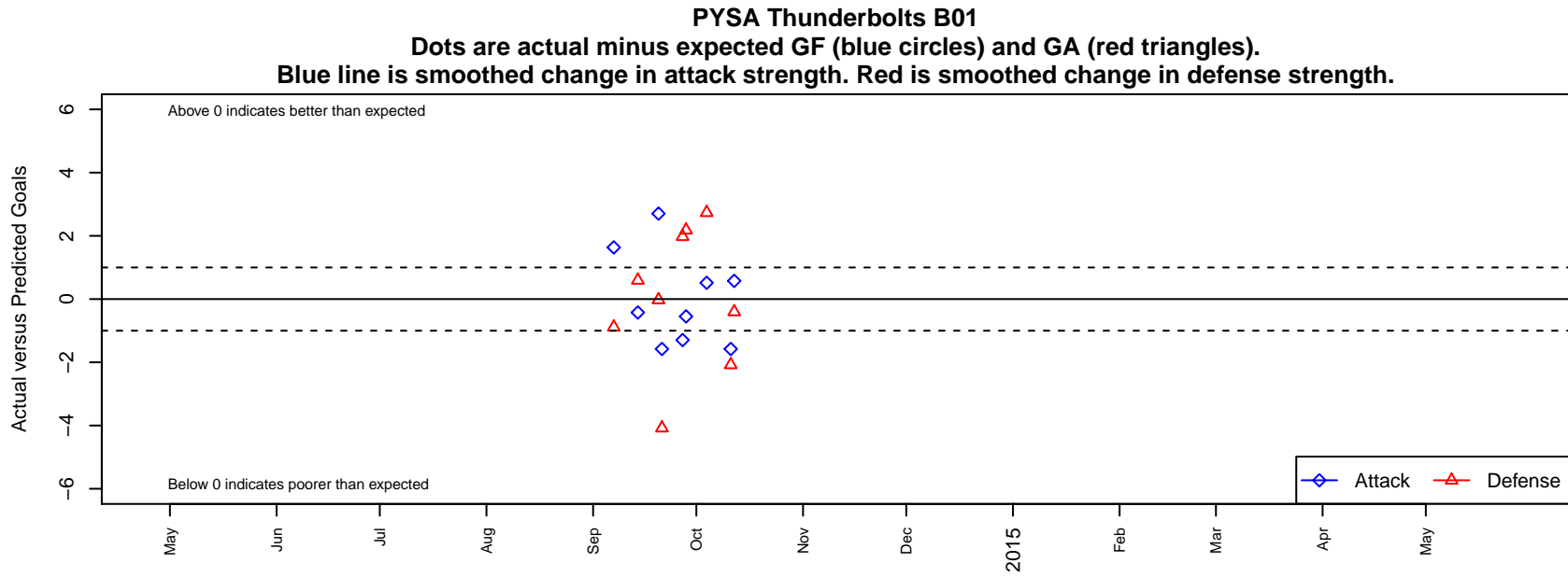


PYSA Thunderbolts B01

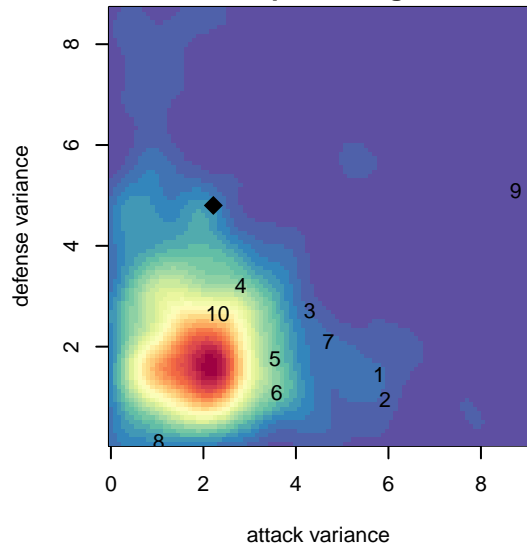
, OR
B01 total strength=397
attack=0.44 defense=0.14
fall league = PTT-B B01 Timbers Div 2

alt names used:
PYSA HLSC Thunderbolts U13B

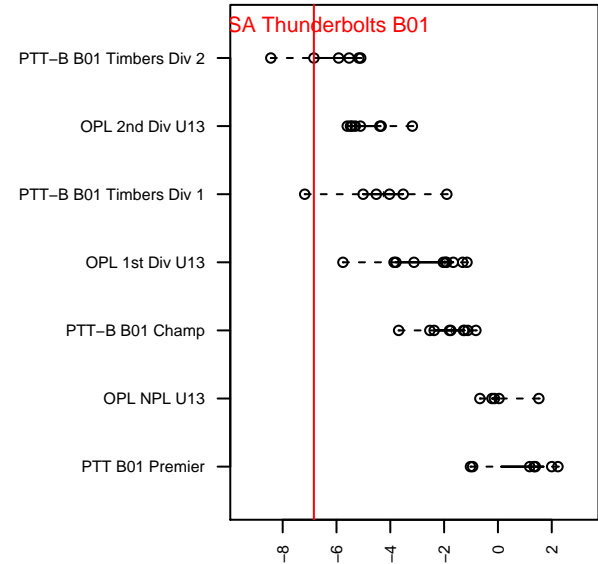
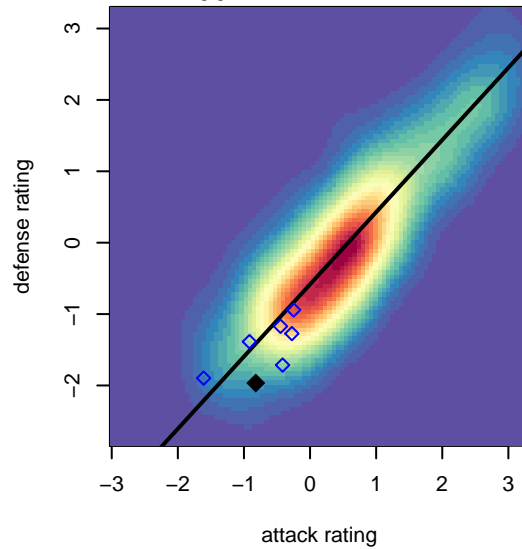
Venues played:
2014 PTT-B B01 Timbers Div 2



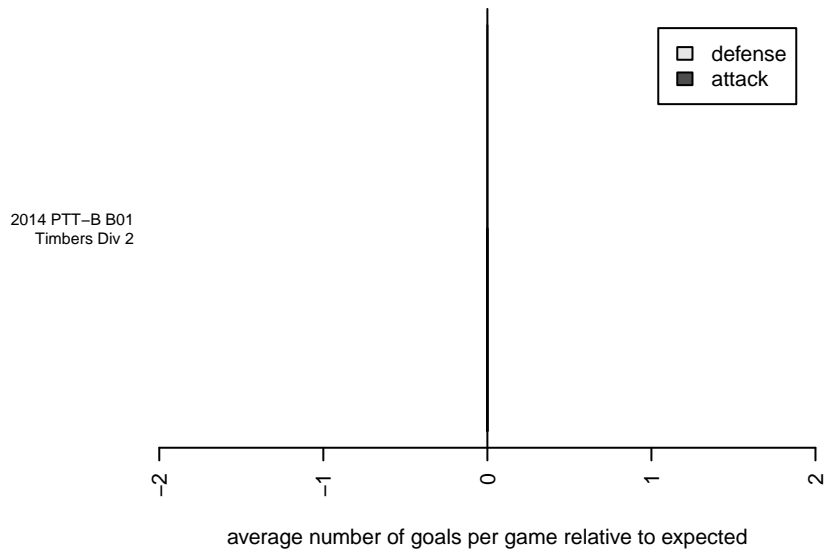
**attack and defense variance (black dot)
relative to other teams
and top 10 in region**



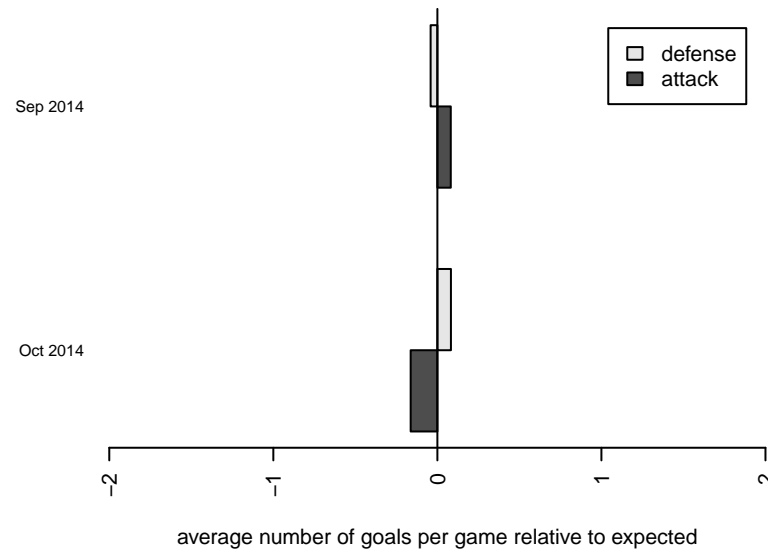
**attack and defense rating
relative to others at age
and all opponents in last 13 months**



Performance relative to 13 month average



Performance relative to 13 month average



date	home		away		venue	pred.home	pred.away
2014-10-12	LCYSA Osprey B01	5	PYSA Thunderbolts B01	3	2014 PTT-B B01 Timbers Div 2	4.59	2.42
2014-10-11	PCU Black B01	6	PYSA Thunderbolts B01	0	2014 PTT-B B01 Timbers Div 2	3.92	1.58
2014-10-04	PYSA Thunderbolts B01	2	Westside Timbers Mundial B01	2	2014 PTT-B B01 Timbers Div 2	1.49	4.73
2014-09-28	PYSA Thunderbolts B01	1	BSC Portland Vapor B01	3	2014 PTT-B B01 Timbers Div 2	1.55	5.18
2014-09-27	PYSA Thunderbolts B01	0	Washington Timbers Crimson B01	3	2014 PTT-B B01 Timbers Div 2	1.30	4.97
2014-09-21	PYSA Thunderbolts B01	0	PCU Black B01	8	2014 PTT-B B01 Timbers Div 2	1.58	3.92
2014-09-20	Washington Timbers Crimson B01	5	PYSA Thunderbolts B01	4	2014 PTT-B B01 Timbers Div 2	4.97	1.30
2014-09-14	PYSA Thunderbolts B01	2	LCYSA Osprey B01	4	2014 PTT-B B01 Timbers Div 2	2.42	4.59
2014-09-07	CSC Storm White B01	2	PYSA Thunderbolts B01	5	2014 PTT-B B01 Timbers Div 2	1.11	3.37